

Natural gas customers save an **average of 50%** in Arizona.

Natural gas costs an average of \$530 vs. electricity which costs an average of \$1,050 per year.



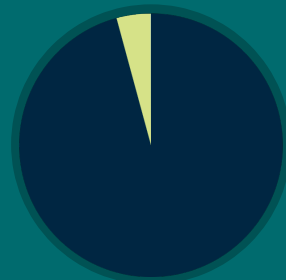
**1.4M**

**CUSTOMERS**

Natural gas fuels 1,358,116 households and 59,335 businesses across Arizona.

**CUSTOMER  
COMPARISON**

- Residential  
1,358,116
- Industrial  
380
- Commercial  
59,335
- Electric Utility  
84



**12,875**

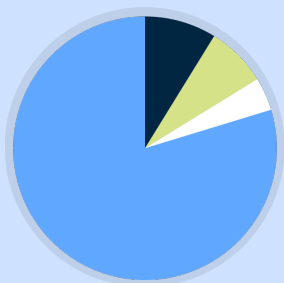
**JOBS**

The natural gas industry supports thousands of people from Arizona with stable and good paying jobs.



**CONSUMPTION  
COMPARISON**


- Residential  
42
- Industrial  
20
- Commercial  
36
- Electric Utility  
382



**480**

**BILLION CUBIC FEET**

Customers in Arizona consume 479.5 Bcf of natural gas each year.



Natural gas generates **43%** of the state's electricity.



**19%**

**EMISSIONS  
DECREASE**

Natural gas is essential for improving our environment.

Since 2007, CO2 emissions in Arizona have declined 18.9%.



**43**

**trillion btu**

The state of Arizona has the potential to produce 43.0 tBtu of RNG per year by 2040.

Renewable natural gas (RNG) is any pipeline-compatible gaseous fuel derived from biogenic or other renewable sources that has less carbon emissions than traditional natural gas.